

THE HOPE DVD (©2002 Mars Hill Publications, Inc.) is an excellent resource that may be used in conjunction with ABWE's **The Story of Hope** booklet. We discovered this video resource after creating our chronological Bible teaching booklet. They are amazingly similar in both scope and selection of redemptive events. The DVD can be purchased online at <http://www.mars-hill.org/store/the-hope.aspx> or 1-800-580-6479 They offer substantial quantity discounts.

The differences between THE HOPE DVD (HDVD) and The Story of Hope (TSOH).

HDVD presents TSOH event #8 (coverings) before event #7 (promise of a Redeemer.)

HDVD includes Tower of Babel, Ishmael, Joseph and early life of Moses not found in SOH

HDVD does not include the following TSOH events:

#18 Moses with Serpent on Pole

#19 Davidic King Promises

#26 Samaritan Woman (but does include sinful woman in Pharisee's house)

#32 Thief on the Cross

#37 Jesus returns as King

#38 Satan's final doom

Chrono-Bridge to Life TSOH pages 32-39 and HDVD Chapter 13

HDVD final chapter (13) is an excellent review of TSOH Chrono Bridge to Life. After reviewing the Chrono Bridge, follow it up with HDVD chapter 13 to bring it all back into view. HDVD chapter 13 makes a very smooth transition back to the TSOH booklet page 40.

Suggestions for use

HDVD segments are listed by chapter, minute & second for each TSOH event.

For example, 13) 1:13.46 – 1:14.20 means, for event #13, begin HDVD at one hour thirteen minutes, forty six seconds and end at one hour fourteen minutes, twenty seconds. Select menu to view elapsed time for your computer or DVD player. Set it up so you can merely click the play & pause buttons at the exact time desired.

Begin by explaining that you are about to begin looking at God's big story as told in the Bible.

Read SOH page 4, then view HDVD 1) 0:00-3:36.

This will introduce mankind's ultimate questions and events #1 and #2.

After this, I suggest using the HDVD as summary following each study session. If your students seem to have trouble grasping the written study, you may wish to begin with the HDVD and then study the event in TSOH. However, in most cases it is better to look at the scripture first and then review what has already been studied by viewing the HDVD. This is suggested for several reasons. The students interact with the Bible without it being pre-interpreted. The students see what the Bible says for themselves, and then judge the DVD by the Bible, rather than judging the Bible by the DVD. It also allows for further explanation and background that may be necessary for more complete understanding. Using the DVD to conclude makes additional impact, since the students are prepared for what they are seeing. You may also wish to start each weekly study by using earlier portions of the DVD to review previous information before moving on to new events.

THE STORY OF HOPE event number followed by THE HOPE DVD chapter, minute and second locations
Events in THE HOPE DVD not found in THE STORY OF HOPE are also listed in text form and located




1 1) 0:00 – 1:00




2 1) 1:00 – 3:36



3 2) 3:36 – 5:59



4 2) 6:00 – 7:59



5 3) 7:59 – 8:50



6 3) 8:51 – 10:11



7 3) 11:31 – 11:54



8 3) 10:11 – 11:04



9 3) 11:17 – 11:30



10 4) 12:00 – 14:23

BABEL 4) 14:24 – 15:25



11 5) 15:26 – 18:32



12 5) 18:33 – 21:10

ABRAHAM TO JOSEPH 6) 21:10 – 24:03

EGYPT EXPERIENCE 6) 24:04 – 24:47

EARLY LIFE OF MOSES 6) 24:47 – 25:50



13 6) 25:50 – 26:35




14 6) 26:35 – 28:00



21 8) 34:31 – 40:10



15 6) 28:01 – 29:30



22 8) 40:11 – 43:13



16 7) 29:35 – 30:50




23 8) 43:14 – 43:45



17 7) 30:51 – 31:35

CALLING OF DISCIPLES 9) 43:50 – 45:09

TEACHING & COMPASSION 9) 45:10 – 46:00



18 NOT INCLUDED




24 9) 46:00 – 48:04

TEMPLE, APOSTASY 7) 31:35 – 33:32




25 9) 48:05 – 49:09



19 NOT INCLUDED



26 NOT INCLUDED




20 7) 33:32 – 34:30



27 9) 49:10 – 49:40

28  9) 49:41 – 50:40

36  12) 1:10.10 – 1:10.31

29  10) 50:41 – 57:18

37  NOT INCLUDED

30  10) 57:20 – 1:00.05

38  NOT INCLUDED

31  10) 1:00.06 – 1:03.04

39  12) 1:10.31 – 1:11.12


32  NOT INCLUDED


40  same as previous

33  11) 1:03.40 – 1:07.04

CHRONO BRIDGE TO LIFE 13) 1:11.15 – 1:14.44

PERSONAL RESPONSE Pg 40 13) 1:14.45

34  11) 1:07.05 – 1:07.42

35  12) 1:07.45 – 1:10.10